

### Capitol Hill / Madison Park Statistics for December 2016

The table below provides listing information for active and recently sold residential properties in this neighborhood.

Description	Dec 16	Previous Month
Active Inventory	4	- 75.00% ↓
Number of Sales	1	-400.00% ↓
Median List Price	\$1,697,500	9.87% ↑
Median Sale Price	\$1,179,000	- 69.64% ↓
Median Days on Market	4	- 75.00% ↓
Average List / Sale Price	100.00%	- 2.72% ↓
New Listings	0	-100% ↓
Pending Listings	2	0%
Supply of Inventory	4 Month Supply	---
Average Bedrooms / Sale	4.00	---
Average Bathrooms / Sale	2.25	---

### Capitol Hill / Madison Park Neighborhood Map

Displayed below is a map of the Capitol Hill / Madison Park neighborhood.

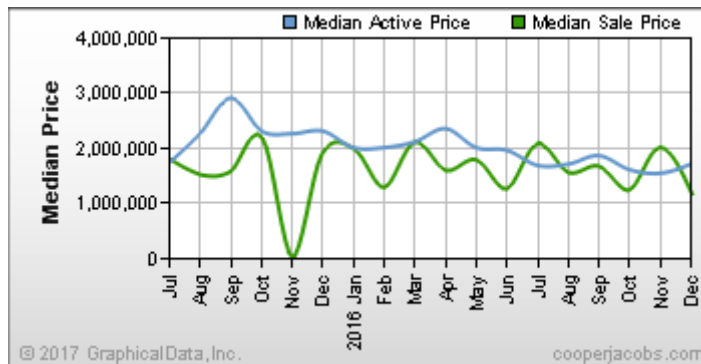


Active History: Dec Last 30 Last 7

Sold History: Dec Last 30 Last 7

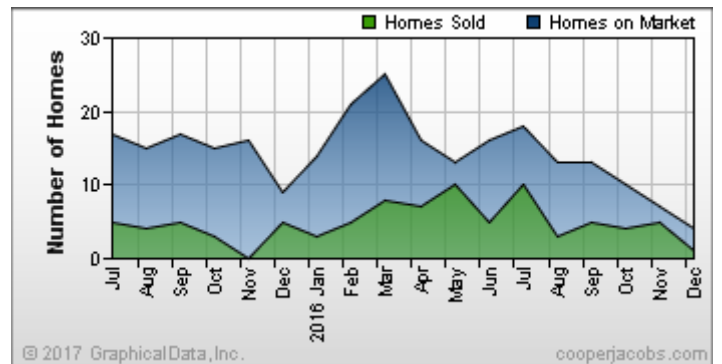
### Median Price

The Chart below compares the historic median price of sold and active inventory in the Capitol Hill / Madison Park neighborhood.



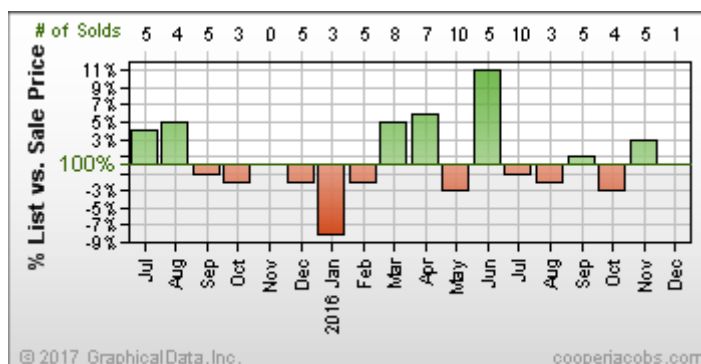
### Neighborhood Inventory

Neighborhood inventory is the number of active properties on the market and the number of homes sold in the neighborhood.




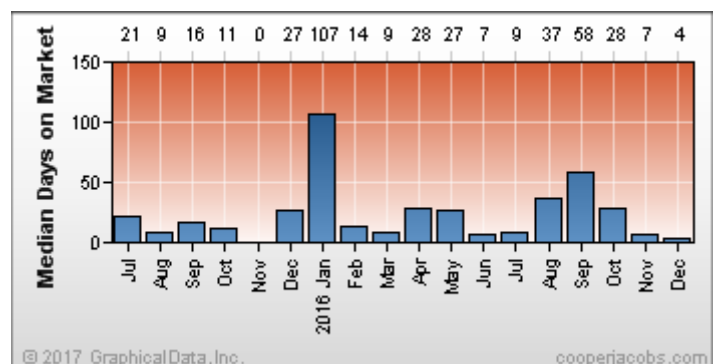
### List Price to Sale Price

This chart is useful to identify the trends in how much over or under are homes selling in relationship to list price.



### Days on Market

Days on Market for Capitol Hill / Madison Park are calculated using the median days on market of all the sold homes in the identified time period.



**Cooper Jacobs Real Estate**

**Cooper Jacobs Real Estate Group  
with Keller Williams Downtown Seattle**

1100 Dexter Ave N #275 Seattle, WA 98109

Office: 206-850-8841

Email: realestate@cooperjacobs.com Website: http://cooperjacobs.com

